



SEGUIMIENTO DEL MERCADO DEL ARROZ

Campaña 2023/2024

ENERO 2024

SEMANA 01

ÍNDICE:

Evolución de los precios mundiales de arroz blanco indica
Evolución de los precios comunitarios y nacionales de arroz blanco indica y japónica
Evolución de los precios comunitarios y nacionales de arroz cáscara indica y japónica

Precios nacionales: Semana 01 (del 1 al 7 de enero)
Precios comunitarios 11 de enero
Precios mundiales: 9 de enero

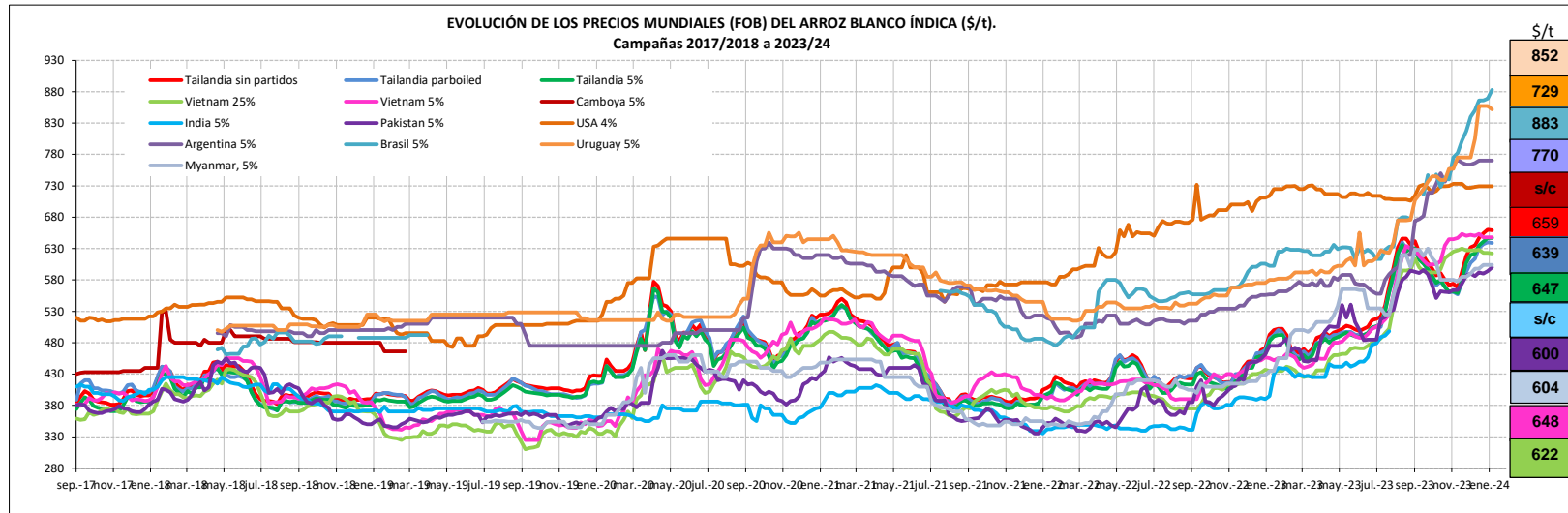
Campaña de comercialización desde el 1 de septiembre hasta el 31 de agosto del año siguiente

Nota: Entre las informaciones manejadas para elaborar este informe se encuentran las de la S. G. Análisis, Coordinación y Estadística del Consejo Internacional de Cereales (CIC), la Comisión Europea y diversas publicaciones del ámbito agrario nacional e internac

SUBDIRECCIÓN GENERAL DE CULTIVOS HERBÁCEOS E INDUSTRIALES Y ACEITE DE OLIVA
DIRECCIÓN GENERAL DE PRODUCCIONES Y MERCADOS AGRARIOS. MAPA.

| SEMANA 01/2024. Enero 2024 | | PRECIOS SEMANALES ARROZ. CAMPAÑA 2023/24 | | | | | | | | | | SEMANA 01/2024. Enero 2024 | | | | | | | | | | | | | | | | | | | | | | | | | | | | | | | | | | | | | | | | | | | | | | | | | | | | | | | | | | | | | | | | | | | | | | | | | | | | | | | | | | | | | | | | | | | | | | | | | | | | | | | | | | | | | | | | | | | | | | | | | | | | | | | | | | | | | | | | | | | | | | | | | | | | | | | | | | | | | | | | | | | | | | | | | | | | | | | | | | | | | | | |
|--|--------------------|--|--------------|-----------------------|----------------|----------------|---------------------|---------------------|-----------------------|--|------------------------|----------------------------|-----------------------|--------------|--------------|--------------------|--------------------|-------------------------|-----|-----------------------|------|------|-------------|-----|-------------------|---------------------|-----------------|--------------|--------------|----------------|----------------|--------|--------|--------------|---------|---------|---------|--------|--------|--|-----|-------------|-----|----|------|------|-------|-----|-----|------------|-----|----|------|------|-------|-----|-----|-------------------|-----|-----|------|------|-------|-----|-----|-----------------|-----|----|------|------|-------|-----|-----|-----------------|-----|-----|-----|-----|-----|-----|-----|-------------------|-----|----|------|------|-------|-----|-----|-----------------|-----|----|------|------|------|-----|-----|--------------|-----|----|------|------|-------|-----|-----|-----------|-----|-----|------|------|-------|-----|-----|------------|-----|----|------|------|-------|-----|-----|---|--|--|--|--|--|--|--|--|--|--|--|--|--|--|--|--|--|-------------------|-------|----|------|------|-----|-----|------|-----------------|-------|----|------|------|-----|-----|------|--------------------|-------|----|------|------|------|------|------|------------------|-----|-----|-----|-----|-----|-----|-----|-------------------|-------|----|------|------|-------|------|------|-----------------|-----|----|------|------|------|-----|-----|---------------------------|-----|----|------|------|------|-----|-----|
| Última cotización \$/t | | Diferencia semanal \$/t | | % sobre la cotización | | | Campaña 2023/24 | | Última cotización €/t | | Diferencia semanal €/t | | % sobre la cotización | | | Campaña 2023/24 | | | | | | | | | | | | | | | | | | | | | | | | | | | | | | | | | | | | | | | | | | | | | | | | | | | | | | | | | | | | | | | | | | | | | | | | | | | | | | | | | | | | | | | | | | | | | | | | | | | | | | | | | | | | | | | | | | | | | | | | | | | | | | | | | | | | | | | | | | | | | | | | | | | | | | | | | | | | | | | | | | | | | | | | | | | | | | | | | | | |
| | | | | semana anterior | mes anterior | año anterior | Mínimo campaña \$/t | Máximo campaña \$/t | | | | | semana anterior | mes anterior | año anterior | Mínimo campaña €/t | Máximo campaña €/t | | | | | | | | | | | | | | | | | | | | | | | | | | | | | | | | | | | | | | | | | | | | | | | | | | | | | | | | | | | | | | | | | | | | | | | | | | | | | | | | | | | | | | | | | | | | | | | | | | | | | | | | | | | | | | | | | | | | | | | | | | | | | | | | | | | | | | | | | | | | | | | | | | | | | | | | | | | | | | | | | | | | | | | | | | | | | | | | | | |
| <p>ARROZ BLANCO (indica) \$/t <small>Elaboración Subdirección General de Cultivos Herbáceos e Industriales y Aceite de Oliva con fuente del Consejo Internacional de Cereales (CIC)</small></p> <p>Mundiales</p> <table border="1"> <tr> <td>Thailandia sin partidos</td> <td>659</td> <td>-1</td> <td>↓ -0</td> <td>↑ +4</td> <td>↑ +34</td> <td>568</td> <td>660</td> </tr> <tr> <td>Tailandia parboiled</td> <td>639</td> <td>-1</td> <td>↓ -0</td> <td>↑ +4</td> <td>↑ +31</td> <td>557</td> <td>640</td> </tr> <tr> <td>Tailandia 5%</td> <td>647</td> <td>+0</td> <td>⇒ +0</td> <td>↑ +4</td> <td>↑ +34</td> <td>559</td> <td>647</td> </tr> <tr> <td>Vietnam 25%</td> <td>622</td> <td>-1</td> <td>↓ -0</td> <td>↓ -1</td> <td>↑ +43</td> <td>592</td> <td>630</td> </tr> <tr> <td>Vietnam 5%</td> <td>648</td> <td>+0</td> <td>⇒ +0</td> <td>↓ -0</td> <td>↑ +42</td> <td>604</td> <td>653</td> </tr> <tr> <td>Camboya 5%</td> <td>s/c</td> <td>n/c</td> <td>n/c</td> <td>n/c</td> <td>n/c</td> <td>n/c</td> <td>n/c</td> </tr> <tr> <td>Myanmar 5%</td> <td>604</td> <td>+0</td> <td>⇒ +0</td> <td>↑ +1</td> <td>↑ +39</td> <td>578</td> <td>630</td> </tr> <tr> <td>India 5%</td> <td>s/c</td> <td>n/c</td> <td>n/c</td> <td>n/c</td> <td>n/c</td> <td>n/c</td> <td>n/c</td> </tr> <tr> <td>Pakistan 5%</td> <td>600</td> <td>+6</td> <td>↑ +1</td> <td>↑ +2</td> <td>↑ +26</td> <td>551</td> <td>600</td> </tr> <tr> <td>USA 4%</td> <td>729</td> <td>+0</td> <td>⇒ +0</td> <td>⇒ +0</td> <td>↑ +2</td> <td>714</td> <td>733</td> </tr> <tr> <td>Argentina 5%</td> <td>770</td> <td>+0</td> <td>⇒ +0</td> <td>↑ +1</td> <td>↑ +38</td> <td>674</td> <td>772</td> </tr> <tr> <td>Brazil 5%</td> <td>883</td> <td>+14</td> <td>↑ +2</td> <td>↑ +4</td> <td>↑ +47</td> <td>716</td> <td>883</td> </tr> <tr> <td>Uruguay 5%</td> <td>852</td> <td>-5</td> <td>↓ -1</td> <td>↑ +6</td> <td>↑ +47</td> <td>707</td> <td>857</td> </tr> </table> | | | | | | | | | | | | | | | | | | Thailandia sin partidos | 659 | -1 | ↓ -0 | ↑ +4 | ↑ +34 | 568 | 660 | Tailandia parboiled | 639 | -1 | ↓ -0 | ↑ +4 | ↑ +31 | 557 | 640 | Tailandia 5% | 647 | +0 | ⇒ +0 | ↑ +4 | ↑ +34 | 559 | 647 | Vietnam 25% | 622 | -1 | ↓ -0 | ↓ -1 | ↑ +43 | 592 | 630 | Vietnam 5% | 648 | +0 | ⇒ +0 | ↓ -0 | ↑ +42 | 604 | 653 | Camboya 5% | s/c | n/c | n/c | n/c | n/c | n/c | n/c | Myanmar 5% | 604 | +0 | ⇒ +0 | ↑ +1 | ↑ +39 | 578 | 630 | India 5% | s/c | n/c | n/c | n/c | n/c | n/c | n/c | Pakistan 5% | 600 | +6 | ↑ +1 | ↑ +2 | ↑ +26 | 551 | 600 | USA 4% | 729 | +0 | ⇒ +0 | ⇒ +0 | ↑ +2 | 714 | 733 | Argentina 5% | 770 | +0 | ⇒ +0 | ↑ +1 | ↑ +38 | 674 | 772 | Brazil 5% | 883 | +14 | ↑ +2 | ↑ +4 | ↑ +47 | 716 | 883 | Uruguay 5% | 852 | -5 | ↓ -1 | ↑ +6 | ↑ +47 | 707 | 857 | <p>ARROZ BLANCO €/t <small>Elaboración Subdirección General de Cultivos Herbáceos e Industriales y Aceite de Oliva con fuente de los Comités de Gestión UE y la S. G. Estadísticas MAPA</small></p> <p>Unión Europea</p> <table border="1"> <tr> <td>ITALIA (japónica)</td> <td>1.350</td> <td>+0</td> <td>⇒ +0</td> <td>⇒ +0</td> <td>n/c</td> <td>970</td> <td>1350</td> </tr> <tr> <td>ITALIA (indica)</td> <td>1.070</td> <td>+0</td> <td>⇒ +0</td> <td>⇒ +0</td> <td>n/c</td> <td>820</td> <td>1070</td> </tr> <tr> <td>FRANCIA (japónica)</td> <td>1.350</td> <td>+0</td> <td>⇒ +0</td> <td>⇒ +0</td> <td>↓ -8</td> <td>1300</td> <td>1400</td> </tr> <tr> <td>FRANCIA (indica)</td> <td>s/c</td> <td>n/c</td> <td>n/c</td> <td>n/c</td> <td>n/c</td> <td>n/c</td> <td>n/c</td> </tr> </table> <p>España</p> <table border="1"> <tr> <td>ESPAÑA (japónica)</td> <td>1.166</td> <td>+0</td> <td>⇒ +0</td> <td>⇒ +0</td> <td>↑ +16</td> <td>1152</td> <td>1166</td> </tr> <tr> <td>ESPAÑA (indica)</td> <td>686</td> <td>+0</td> <td>⇒ +0</td> <td>⇒ +0</td> <td>↑ +1</td> <td>678</td> <td>686</td> </tr> <tr> <td>ESPAÑA (indica parboiled)</td> <td>710</td> <td>+0</td> <td>⇒ +0</td> <td>⇒ +0</td> <td>⇒ +0</td> <td>710</td> <td>710</td> </tr> </table> | | | | | | | | | | | | | | | | | | ITALIA (japónica) | 1.350 | +0 | ⇒ +0 | ⇒ +0 | n/c | 970 | 1350 | ITALIA (indica) | 1.070 | +0 | ⇒ +0 | ⇒ +0 | n/c | 820 | 1070 | FRANCIA (japónica) | 1.350 | +0 | ⇒ +0 | ⇒ +0 | ↓ -8 | 1300 | 1400 | FRANCIA (indica) | s/c | n/c | n/c | n/c | n/c | n/c | n/c | ESPAÑA (japónica) | 1.166 | +0 | ⇒ +0 | ⇒ +0 | ↑ +16 | 1152 | 1166 | ESPAÑA (indica) | 686 | +0 | ⇒ +0 | ⇒ +0 | ↑ +1 | 678 | 686 | ESPAÑA (indica parboiled) | 710 | +0 | ⇒ +0 | ⇒ +0 | ⇒ +0 | 710 | 710 |
| Thailandia sin partidos | 659 | -1 | ↓ -0 | ↑ +4 | ↑ +34 | 568 | 660 | | | | | | | | | | | | | | | | | | | | | | | | | | | | | | | | | | | | | | | | | | | | | | | | | | | | | | | | | | | | | | | | | | | | | | | | | | | | | | | | | | | | | | | | | | | | | | | | | | | | | | | | | | | | | | | | | | | | | | | | | | | | | | | | | | | | | | | | | | | | | | | | | | | | | | | | | | | | | | | | | | | | | | | | | | | | | | | | | | | | | | | | | | | | |
| Tailandia parboiled | 639 | -1 | ↓ -0 | ↑ +4 | ↑ +31 | 557 | 640 | | | | | | | | | | | | | | | | | | | | | | | | | | | | | | | | | | | | | | | | | | | | | | | | | | | | | | | | | | | | | | | | | | | | | | | | | | | | | | | | | | | | | | | | | | | | | | | | | | | | | | | | | | | | | | | | | | | | | | | | | | | | | | | | | | | | | | | | | | | | | | | | | | | | | | | | | | | | | | | | | | | | | | | | | | | | | | | | | | | | | | | | | | | | |
| Tailandia 5% | 647 | +0 | ⇒ +0 | ↑ +4 | ↑ +34 | 559 | 647 | | | | | | | | | | | | | | | | | | | | | | | | | | | | | | | | | | | | | | | | | | | | | | | | | | | | | | | | | | | | | | | | | | | | | | | | | | | | | | | | | | | | | | | | | | | | | | | | | | | | | | | | | | | | | | | | | | | | | | | | | | | | | | | | | | | | | | | | | | | | | | | | | | | | | | | | | | | | | | | | | | | | | | | | | | | | | | | | | | | | | | | | | | | | |
| Vietnam 25% | 622 | -1 | ↓ -0 | ↓ -1 | ↑ +43 | 592 | 630 | | | | | | | | | | | | | | | | | | | | | | | | | | | | | | | | | | | | | | | | | | | | | | | | | | | | | | | | | | | | | | | | | | | | | | | | | | | | | | | | | | | | | | | | | | | | | | | | | | | | | | | | | | | | | | | | | | | | | | | | | | | | | | | | | | | | | | | | | | | | | | | | | | | | | | | | | | | | | | | | | | | | | | | | | | | | | | | | | | | | | | | | | | | | |
| Vietnam 5% | 648 | +0 | ⇒ +0 | ↓ -0 | ↑ +42 | 604 | 653 | | | | | | | | | | | | | | | | | | | | | | | | | | | | | | | | | | | | | | | | | | | | | | | | | | | | | | | | | | | | | | | | | | | | | | | | | | | | | | | | | | | | | | | | | | | | | | | | | | | | | | | | | | | | | | | | | | | | | | | | | | | | | | | | | | | | | | | | | | | | | | | | | | | | | | | | | | | | | | | | | | | | | | | | | | | | | | | | | | | | | | | | | | | | |
| Camboya 5% | s/c | n/c | n/c | n/c | n/c | n/c | n/c | | | | | | | | | | | | | | | | | | | | | | | | | | | | | | | | | | | | | | | | | | | | | | | | | | | | | | | | | | | | | | | | | | | | | | | | | | | | | | | | | | | | | | | | | | | | | | | | | | | | | | | | | | | | | | | | | | | | | | | | | | | | | | | | | | | | | | | | | | | | | | | | | | | | | | | | | | | | | | | | | | | | | | | | | | | | | | | | | | | | | | | | | | | | |
| Myanmar 5% | 604 | +0 | ⇒ +0 | ↑ +1 | ↑ +39 | 578 | 630 | | | | | | | | | | | | | | | | | | | | | | | | | | | | | | | | | | | | | | | | | | | | | | | | | | | | | | | | | | | | | | | | | | | | | | | | | | | | | | | | | | | | | | | | | | | | | | | | | | | | | | | | | | | | | | | | | | | | | | | | | | | | | | | | | | | | | | | | | | | | | | | | | | | | | | | | | | | | | | | | | | | | | | | | | | | | | | | | | | | | | | | | | | | | |
| India 5% | s/c | n/c | n/c | n/c | n/c | n/c | n/c | | | | | | | | | | | | | | | | | | | | | | | | | | | | | | | | | | | | | | | | | | | | | | | | | | | | | | | | | | | | | | | | | | | | | | | | | | | | | | | | | | | | | | | | | | | | | | | | | | | | | | | | | | | | | | | | | | | | | | | | | | | | | | | | | | | | | | | | | | | | | | | | | | | | | | | | | | | | | | | | | | | | | | | | | | | | | | | | | | | | | | | | | | | | |
| Pakistan 5% | 600 | +6 | ↑ +1 | ↑ +2 | ↑ +26 | 551 | 600 | | | | | | | | | | | | | | | | | | | | | | | | | | | | | | | | | | | | | | | | | | | | | | | | | | | | | | | | | | | | | | | | | | | | | | | | | | | | | | | | | | | | | | | | | | | | | | | | | | | | | | | | | | | | | | | | | | | | | | | | | | | | | | | | | | | | | | | | | | | | | | | | | | | | | | | | | | | | | | | | | | | | | | | | | | | | | | | | | | | | | | | | | | | | |
| USA 4% | 729 | +0 | ⇒ +0 | ⇒ +0 | ↑ +2 | 714 | 733 | | | | | | | | | | | | | | | | | | | | | | | | | | | | | | | | | | | | | | | | | | | | | | | | | | | | | | | | | | | | | | | | | | | | | | | | | | | | | | | | | | | | | | | | | | | | | | | | | | | | | | | | | | | | | | | | | | | | | | | | | | | | | | | | | | | | | | | | | | | | | | | | | | | | | | | | | | | | | | | | | | | | | | | | | | | | | | | | | | | | | | | | | | | | |
| Argentina 5% | 770 | +0 | ⇒ +0 | ↑ +1 | ↑ +38 | 674 | 772 | | | | | | | | | | | | | | | | | | | | | | | | | | | | | | | | | | | | | | | | | | | | | | | | | | | | | | | | | | | | | | | | | | | | | | | | | | | | | | | | | | | | | | | | | | | | | | | | | | | | | | | | | | | | | | | | | | | | | | | | | | | | | | | | | | | | | | | | | | | | | | | | | | | | | | | | | | | | | | | | | | | | | | | | | | | | | | | | | | | | | | | | | | | | |
| Brazil 5% | 883 | +14 | ↑ +2 | ↑ +4 | ↑ +47 | 716 | 883 | | | | | | | | | | | | | | | | | | | | | | | | | | | | | | | | | | | | | | | | | | | | | | | | | | | | | | | | | | | | | | | | | | | | | | | | | | | | | | | | | | | | | | | | | | | | | | | | | | | | | | | | | | | | | | | | | | | | | | | | | | | | | | | | | | | | | | | | | | | | | | | | | | | | | | | | | | | | | | | | | | | | | | | | | | | | | | | | | | | | | | | | | | | | |
| Uruguay 5% | 852 | -5 | ↓ -1 | ↑ +6 | ↑ +47 | 707 | 857 | | | | | | | | | | | | | | | | | | | | | | | | | | | | | | | | | | | | | | | | | | | | | | | | | | | | | | | | | | | | | | | | | | | | | | | | | | | | | | | | | | | | | | | | | | | | | | | | | | | | | | | | | | | | | | | | | | | | | | | | | | | | | | | | | | | | | | | | | | | | | | | | | | | | | | | | | | | | | | | | | | | | | | | | | | | | | | | | | | | | | | | | | | | | |
| ITALIA (japónica) | 1.350 | +0 | ⇒ +0 | ⇒ +0 | n/c | 970 | 1350 | | | | | | | | | | | | | | | | | | | | | | | | | | | | | | | | | | | | | | | | | | | | | | | | | | | | | | | | | | | | | | | | | | | | | | | | | | | | | | | | | | | | | | | | | | | | | | | | | | | | | | | | | | | | | | | | | | | | | | | | | | | | | | | | | | | | | | | | | | | | | | | | | | | | | | | | | | | | | | | | | | | | | | | | | | | | | | | | | | | | | | | | | | | | |
| ITALIA (indica) | 1.070 | +0 | ⇒ +0 | ⇒ +0 | n/c | 820 | 1070 | | | | | | | | | | | | | | | | | | | | | | | | | | | | | | | | | | | | | | | | | | | | | | | | | | | | | | | | | | | | | | | | | | | | | | | | | | | | | | | | | | | | | | | | | | | | | | | | | | | | | | | | | | | | | | | | | | | | | | | | | | | | | | | | | | | | | | | | | | | | | | | | | | | | | | | | | | | | | | | | | | | | | | | | | | | | | | | | | | | | | | | | | | | | |
| FRANCIA (japónica) | 1.350 | +0 | ⇒ +0 | ⇒ +0 | ↓ -8 | 1300 | 1400 | | | | | | | | | | | | | | | | | | | | | | | | | | | | | | | | | | | | | | | | | | | | | | | | | | | | | | | | | | | | | | | | | | | | | | | | | | | | | | | | | | | | | | | | | | | | | | | | | | | | | | | | | | | | | | | | | | | | | | | | | | | | | | | | | | | | | | | | | | | | | | | | | | | | | | | | | | | | | | | | | | | | | | | | | | | | | | | | | | | | | | | | | | | | |
| FRANCIA (indica) | s/c | n/c | n/c | n/c | n/c | n/c | n/c | | | | | | | | | | | | | | | | | | | | | | | | | | | | | | | | | | | | | | | | | | | | | | | | | | | | | | | | | | | | | | | | | | | | | | | | | | | | | | | | | | | | | | | | | | | | | | | | | | | | | | | | | | | | | | | | | | | | | | | | | | | | | | | | | | | | | | | | | | | | | | | | | | | | | | | | | | | | | | | | | | | | | | | | | | | | | | | | | | | | | | | | | | | | |
| ESPAÑA (japónica) | 1.166 | +0 | ⇒ +0 | ⇒ +0 | ↑ +16 | 1152 | 1166 | | | | | | | | | | | | | | | | | | | | | | | | | | | | | | | | | | | | | | | | | | | | | | | | | | | | | | | | | | | | | | | | | | | | | | | | | | | | | | | | | | | | | | | | | | | | | | | | | | | | | | | | | | | | | | | | | | | | | | | | | | | | | | | | | | | | | | | | | | | | | | | | | | | | | | | | | | | | | | | | | | | | | | | | | | | | | | | | | | | | | | | | | | | | |
| ESPAÑA (indica) | 686 | +0 | ⇒ +0 | ⇒ +0 | ↑ +1 | 678 | 686 | | | | | | | | | | | | | | | | | | | | | | | | | | | | | | | | | | | | | | | | | | | | | | | | | | | | | | | | | | | | | | | | | | | | | | | | | | | | | | | | | | | | | | | | | | | | | | | | | | | | | | | | | | | | | | | | | | | | | | | | | | | | | | | | | | | | | | | | | | | | | | | | | | | | | | | | | | | | | | | | | | | | | | | | | | | | | | | | | | | | | | | | | | | | |
| ESPAÑA (indica parboiled) | 710 | +0 | ⇒ +0 | ⇒ +0 | ⇒ +0 | 710 | 710 | | | | | | | | | | | | | | | | | | | | | | | | | | | | | | | | | | | | | | | | | | | | | | | | | | | | | | | | | | | | | | | | | | | | | | | | | | | | | | | | | | | | | | | | | | | | | | | | | | | | | | | | | | | | | | | | | | | | | | | | | | | | | | | | | | | | | | | | | | | | | | | | | | | | | | | | | | | | | | | | | | | | | | | | | | | | | | | | | | | | | | | | | | | | |
| <p>Tipo de Cambio EUR/USD <small>Elaboración Subdirección General de Cultivos Herbáceos e Industriales y Aceite de Oliva con fuente del Consejo Internacional de Cereales (CIC)</small></p> <table border="1"> <tr> <td colspan="2">Dólares USA</td> <td colspan="3">% sobre la cotización</td> <td colspan="2">Dólares USA</td> </tr> <tr> <td>Última cotización</td> <td>Diferencia semanal</td> <td>semana anterior</td> <td>mes anterior</td> <td>año anterior</td> <td>Mínimo campaña</td> <td>Máximo campaña</td> </tr> <tr> <td>1 Euro</td> <td>1,0989</td> <td>0,0000</td> <td>⇒ +0,00</td> <td>↑ +2,20</td> <td>↑ +2,37</td> <td>1,0452</td> <td>1,0989</td> </tr> </table> | | | | | | | | | | | | | | | | | | Dólares USA | | % sobre la cotización | | | Dólares USA | | Última cotización | Diferencia semanal | semana anterior | mes anterior | año anterior | Mínimo campaña | Máximo campaña | 1 Euro | 1,0989 | 0,0000 | ⇒ +0,00 | ↑ +2,20 | ↑ +2,37 | 1,0452 | 1,0989 | <p>ARROZ CÁSCARA €/t <small>Elaboración Subdirección General de Cultivos Herbáceos e Industriales y Aceite de Oliva con fuente de los Comités de Gestión UE y la S. G. Estadísticas MAPA</small></p> <p>Unión Europea</p> <table border="1"> <tr> <td>ITALIA (japónica)</td> <td>576</td> <td>+0</td> <td>⇒ +0</td> <td>⇒ +0</td> <td>↓ -25</td> <td>432</td> <td>576</td> </tr> <tr> <td>ITALIA (indica)</td> <td>467</td> <td>+0</td> <td>⇒ +0</td> <td>⇒ +0</td> <td>↓ -3</td> <td>384</td> <td>467</td> </tr> <tr> <td>GRECIA (indica)</td> <td>s/c</td> <td>n/c</td> <td>n/c</td> <td>n/c</td> <td>n/c</td> <td>350</td> <td>390</td> </tr> </table> <p>España</p> <table border="1"> <tr> <td>ESPAÑA (japónica)</td> <td>544</td> <td>+0</td> <td>⇒ +0</td> <td>↑ +2</td> <td>↑ +4</td> <td>530</td> <td>647</td> </tr> <tr> <td>ESPAÑA (indica)</td> <td>564</td> <td>+0</td> <td>⇒ +0</td> <td>⇒ +0</td> <td>↑ +2</td> <td>564</td> <td>565</td> </tr> </table> | | | | | | | | | | | | | | | | | | ITALIA (japónica) | 576 | +0 | ⇒ +0 | ⇒ +0 | ↓ -25 | 432 | 576 | ITALIA (indica) | 467 | +0 | ⇒ +0 | ⇒ +0 | ↓ -3 | 384 | 467 | GRECIA (indica) | s/c | n/c | n/c | n/c | n/c | 350 | 390 | ESPAÑA (japónica) | 544 | +0 | ⇒ +0 | ↑ +2 | ↑ +4 | 530 | 647 | ESPAÑA (indica) | 564 | +0 | ⇒ +0 | ⇒ +0 | ↑ +2 | 564 | 565 | | | | | | | | | | | | | | | | | | | | | | | | | | | | | | | | | | | | | | | | | | | | | | | | | | | | | | | | | | | | | | | | | | | | | | | | | | | | | | | | | | | | | | | | | | | | | | | | | | |
| Dólares USA | | % sobre la cotización | | | Dólares USA | | | | | | | | | | | | | | | | | | | | | | | | | | | | | | | | | | | | | | | | | | | | | | | | | | | | | | | | | | | | | | | | | | | | | | | | | | | | | | | | | | | | | | | | | | | | | | | | | | | | | | | | | | | | | | | | | | | | | | | | | | | | | | | | | | | | | | | | | | | | | | | | | | | | | | | | | | | | | | | | | | | | | | | | | | | | | | | | | | | | | | | | | | | | | | |
| Última cotización | Diferencia semanal | semana anterior | mes anterior | año anterior | Mínimo campaña | Máximo campaña | | | | | | | | | | | | | | | | | | | | | | | | | | | | | | | | | | | | | | | | | | | | | | | | | | | | | | | | | | | | | | | | | | | | | | | | | | | | | | | | | | | | | | | | | | | | | | | | | | | | | | | | | | | | | | | | | | | | | | | | | | | | | | | | | | | | | | | | | | | | | | | | | | | | | | | | | | | | | | | | | | | | | | | | | | | | | | | | | | | | | | | | | | | | | |
| 1 Euro | 1,0989 | 0,0000 | ⇒ +0,00 | ↑ +2,20 | ↑ +2,37 | 1,0452 | 1,0989 | | | | | | | | | | | | | | | | | | | | | | | | | | | | | | | | | | | | | | | | | | | | | | | | | | | | | | | | | | | | | | | | | | | | | | | | | | | | | | | | | | | | | | | | | | | | | | | | | | | | | | | | | | | | | | | | | | | | | | | | | | | | | | | | | | | | | | | | | | | | | | | | | | | | | | | | | | | | | | | | | | | | | | | | | | | | | | | | | | | | | | | | | | | | |
| ITALIA (japónica) | 576 | +0 | ⇒ +0 | ⇒ +0 | ↓ -25 | 432 | 576 | | | | | | | | | | | | | | | | | | | | | | | | | | | | | | | | | | | | | | | | | | | | | | | | | | | | | | | | | | | | | | | | | | | | | | | | | | | | | | | | | | | | | | | | | | | | | | | | | | | | | | | | | | | | | | | | | | | | | | | | | | | | | | | | | | | | | | | | | | | | | | | | | | | | | | | | | | | | | | | | | | | | | | | | | | | | | | | | | | | | | | | | | | | | |
| ITALIA (indica) | 467 | +0 | ⇒ +0 | ⇒ +0 | ↓ -3 | 384 | 467 | | | | | | | | | | | | | | | | | | | | | | | | | | | | | | | | | | | | | | | | | | | | | | | | | | | | | | | | | | | | | | | | | | | | | | | | | | | | | | | | | | | | | | | | | | | | | | | | | | | | | | | | | | | | | | | | | | | | | | | | | | | | | | | | | | | | | | | | | | | | | | | | | | | | | | | | | | | | | | | | | | | | | | | | | | | | | | | | | | | | | | | | | | | | |
| GRECIA (indica) | s/c | n/c | n/c | n/c | n/c | 350 | 390 | | | | | | | | | | | | | | | | | | | | | | | | | | | | | | | | | | | | | | | | | | | | | | | | | | | | | | | | | | | | | | | | | | | | | | | | | | | | | | | | | | | | | | | | | | | | | | | | | | | | | | | | | | | | | | | | | | | | | | | | | | | | | | | | | | | | | | | | | | | | | | | | | | | | | | | | | | | | | | | | | | | | | | | | | | | | | | | | | | | | | | | | | | | | |
| ESPAÑA (japónica) | 544 | +0 | ⇒ +0 | ↑ +2 | ↑ +4 | 530 | 647 | | | | | | | | | | | | | | | | | | | | | | | | | | | | | | | | | | | | | | | | | | | | | | | | | | | | | | | | | | | | | | | | | | | | | | | | | | | | | | | | | | | | | | | | | | | | | | | | | | | | | | | | | | | | | | | | | | | | | | | | | | | | | | | | | | | | | | | | | | | | | | | | | | | | | | | | | | | | | | | | | | | | | | | | | | | | | | | | | | | | | | | | | | | | |
| ESPAÑA (indica) | 564 | +0 | ⇒ +0 | ⇒ +0 | ↑ +2 | 564 | 565 | | | | | | | | | | | | | | | | | | | | | | | | | | | | | | | | | | | | | | | | | | | | | | | | | | | | | | | | | | | | | | | | | | | | | | | | | | | | | | | | | | | | | | | | | | | | | | | | | | | | | | | | | | | | | | | | | | | | | | | | | | | | | | | | | | | | | | | | | | | | | | | | | | | | | | | | | | | | | | | | | | | | | | | | | | | | | | | | | | | | | | | | | | | | |

EVOLUCIÓN DEL ARROZ BLANCO. CAMPAÑAS 2017/2018 A 2023/2024.



Fuente: Elaboración por la Subdirección General de Cultivos Herbáceos e Industriales y Aceite de Oliva del MAPA con datos del CIC

ARROZ BLANCO

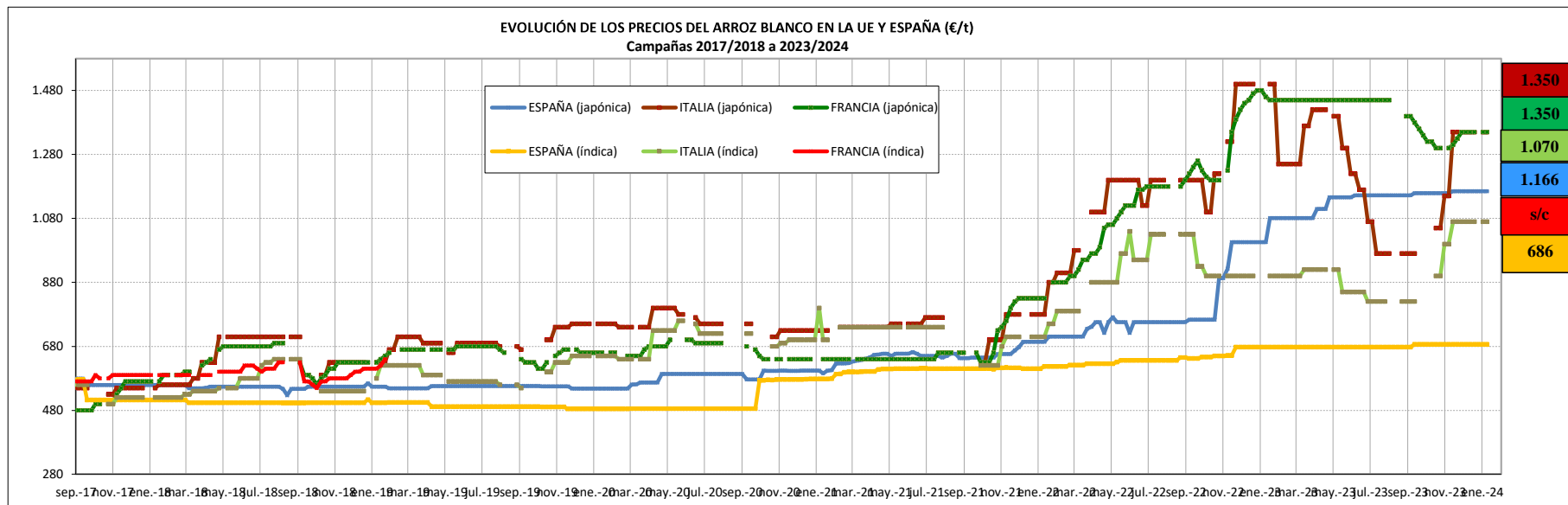
VARIACIONES PORCENTUALES SOBRE LA ÚLTIMA COTIZACIÓN

| | MUNDIALES | | | | | | | | | | | | | |
|-------------------------|-------------------------|----------------------|---------------|-------------|------------|------------|----------|-------------|--------|--------------|-----------|------------|------------|--|
| | Thailandia sin partidos | Thailandia parboiled | Thailandia 5% | Vietnam 25% | Vietnam 5% | Camboya 5% | India 5% | Pakistan 5% | USA 4% | Argentina 5% | Brazil 5% | Myanmar 5% | Uruguay 5% | |
| Última cotización \$/t | 659 | 639 | 647 | 622 | 648 | s/c | s/c | 600 | 729 | 770 | 883 | 604 | 852 | |
| % s/inicio campaña (*) | ↑ +3 | ↑ +1 | ↑ +3 | ↑ +1 | ↑ +3 | n/c | n/c | ↑ +1 | ↑ +2 | ↑ +14 | n/c | ↓ -4 | ↑ +21 | |
| % s/mes anterior (*) | ↑ +4 | ↑ +4 | ↑ +4 | ↓ -1 | ↓ -0 | n/c | n/c | ↑ +2 | ⇒ +0 | ↑ +1 | ↑ +4 | ↑ +1 | ↑ +6 | |
| % s/semana anterior (*) | ↓ -0 | ↓ -0 | ⇒ +0 | ↓ -0 | ⇒ +0 | n/c | n/c | ↑ +1 | ⇒ +0 | ↑ +0 | ⇒ +2 | ↓ +0 | ↓ -1 | |
| % s/año anterior (*) | ↑ +34 | ↑ +31 | ↑ +34 | ↑ +43 | ↑ +42 | n/c | n/c | ↑ +26 | ↑ +2 | ↑ +38 | ↑ +47 | ↑ +39 | ↑ +47 | |

(*) La comparativa de los precios mundiales se realiza en dólares en lugar de euros debido a que la depreciación anual del euro frente al dólar supera el 10% pudiendo dar lugar a valores positivos (en €) cuando en realidad son negativos (en \$).

PRECIO MEDIO CAMPAÑA 2023/2024

| | MUNDIALES | | | | | | | | | | | | | |
|---------------|-------------------------|----------------------|---------------|-------------|------------|------------|----------|-------------|--------|--------------|-----------|------------|------------|--|
| | Thailandia sin partidos | Thailandia parboiled | Thailandia 5% | Vietnam 25% | Vietnam 5% | Camboya 5% | India 5% | Pakistan 5% | USA 4% | Argentina 5% | Brazil 5% | Uruguay 5% | Myanmar 5% | |
| Media (\$/t) | 614 | 598 | 602 | 614 | 634 | n/c | n/c | 580 | 728 | 743 | n/c | 773 | 600 | |
| Máximo (\$/t) | 660 | 640 | 647 | 630 | 653 | n/c | n/c | 600 | 733 | 772 | n/c | 857 | 630 | |
| Mínimo (\$/t) | 568 | 557 | 559 | 592 | 604 | n/c | n/c | 551 | 714 | 674 | n/c | 707 | 578 | |



Fuente: Elaboración por la Subdirección General de Cultivos Herbáceos e Industriales y Aceite de Oliva del MAPA con datos de la Comisión Europea. D.G. Agricultura.

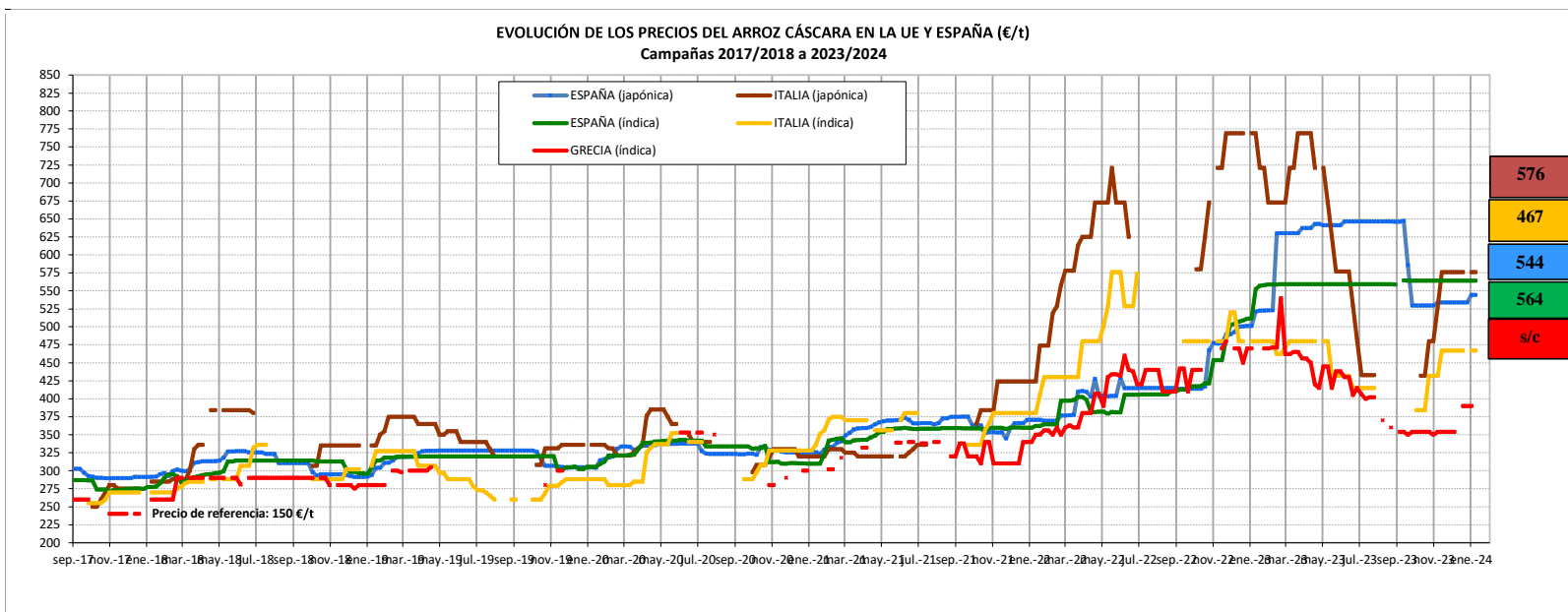
VARIACIONES PORCENTUALES SOBRE LA ÚLTIMA COTIZACIÓN

| UNIÓN EUROPEA Y ESPAÑA | | | | | | | |
|-------------------------|-------------------|-------------------|--------------------|-----------------|-----------------|------------------|---------------------------|
| | ESPAÑA (japónica) | ITALIA (japónica) | FRANCIA (japónica) | ESPAÑA (indica) | ITALIA (indica) | FRANCIA (indica) | ESPAÑA (indica parboiled) |
| Última cotización €/t | 1.166 | 1.350 | 1.350 | 686 | 1.070 | s/c | 710 |
| % s/inicio campaña (*) | ↑ +1 | ↑ +39 | ↓ -4 | ↑ +1 | ↑ +30 | n/c | n/c |
| % s/mes anterior (*) | ⇒ +0 | ⇒ +0 | ⇒ +0 | ⇒ +0 | ⇒ +0 | n/c | ⇒ +0 |
| % s/semana anterior (*) | ⇒ +0 | ⇒ +0 | ⇒ +0 | ⇒ +0 | ⇒ +0 | n/c | ⇒ +0 |
| % s/año anterior (*) | ↑ +16 | n/c | ↓ -8 | ↑ +1 | n/c | n/c | ⇒ +0 |

PRECIO MEDIO CAMPAÑA 2023/2024

| UNIÓN EUROPEA Y ESPAÑA | | | | | | | |
|------------------------|-------------------|-------------------|--------------------|-----------------|-----------------|------------------|---------------------------|
| | ESPAÑA (japónica) | ITALIA (japónica) | FRANCIA (japónica) | ESPAÑA (indica) | ITALIA (indica) | FRANCIA (indica) | ESPAÑA (indica parboiled) |
| Media (€/t) | 1.162 | 1.224 | 1.339 | 686 | 1.000 | n/c | 710 |
| Máximo (€/t) | 1.166 | 1.350 | 1.400 | 686 | 1.070 | n/c | 710 |
| Mínimo (€/t) | 1.152 | 970 | 1.300 | 678 | 820 | n/c | 710 |

EVOLUCIÓN DEL ARROZ CÁSCARA EN LA UNIÓN EUROPEA Y ESPAÑA. CAMPAÑAS 2017/2018 A 2023/2024. Unidad: €/t



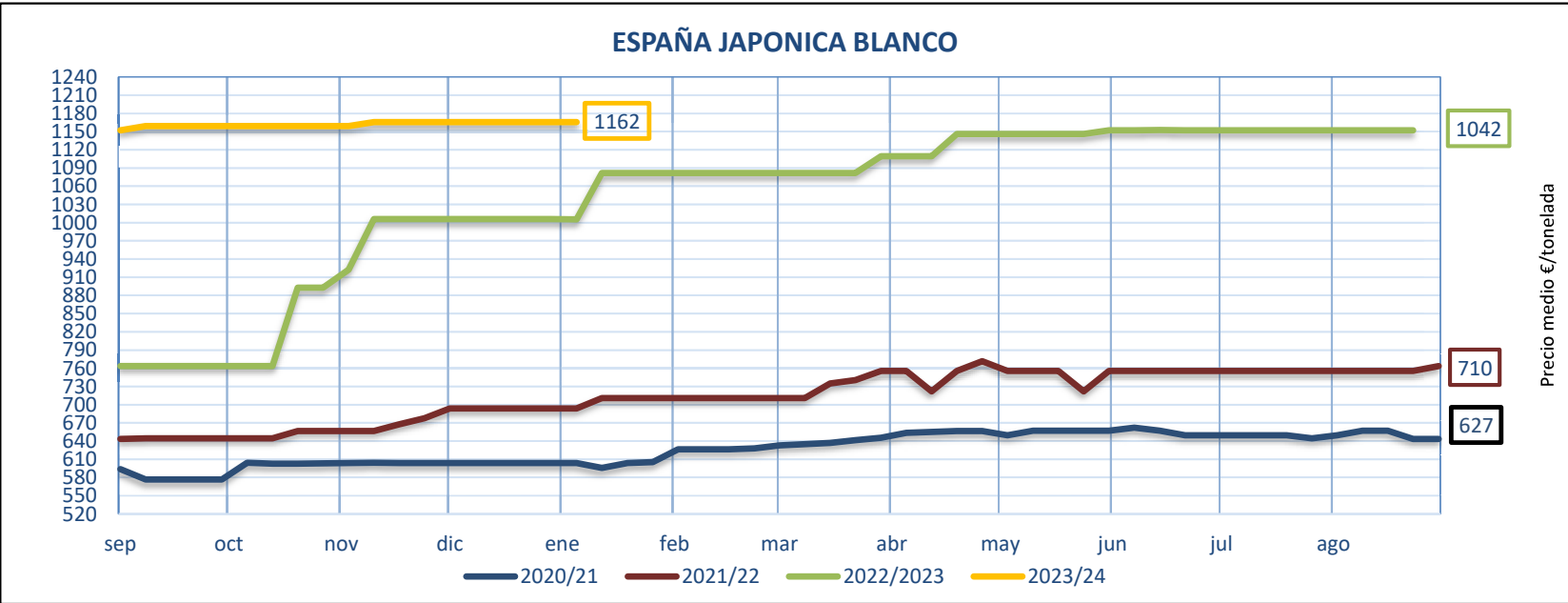
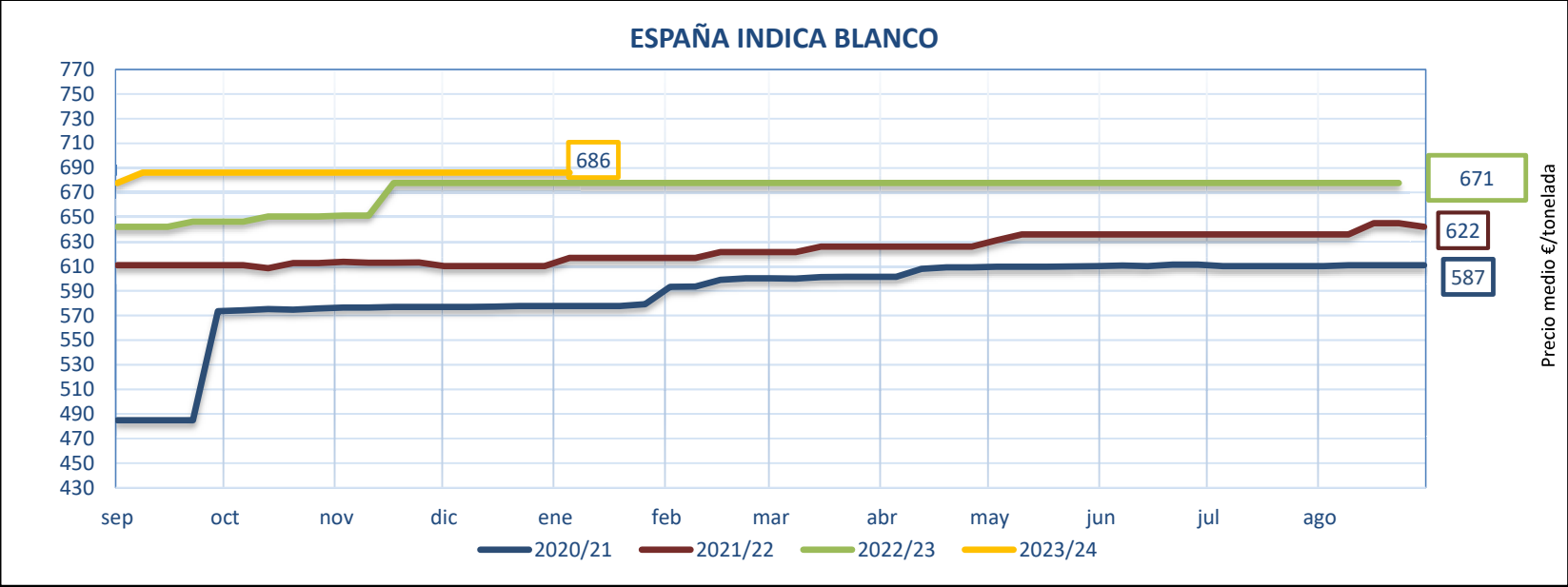
ARROZ CÁSCARA

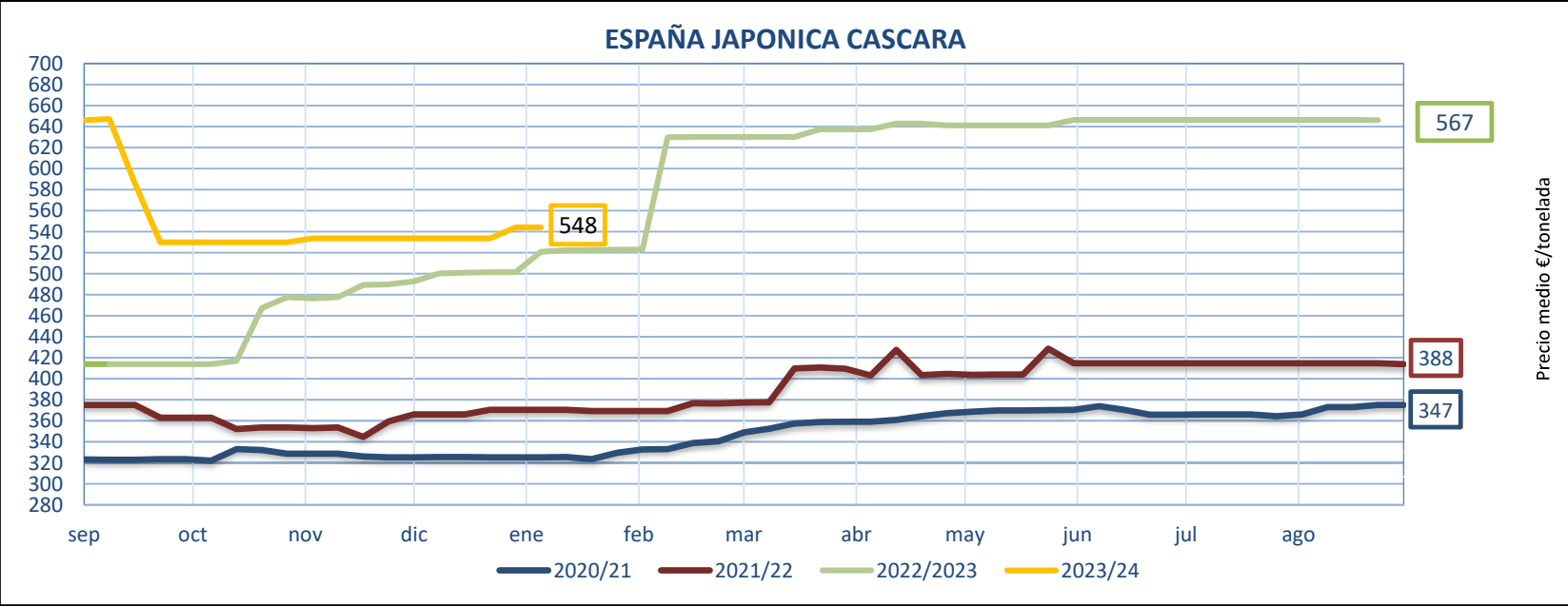
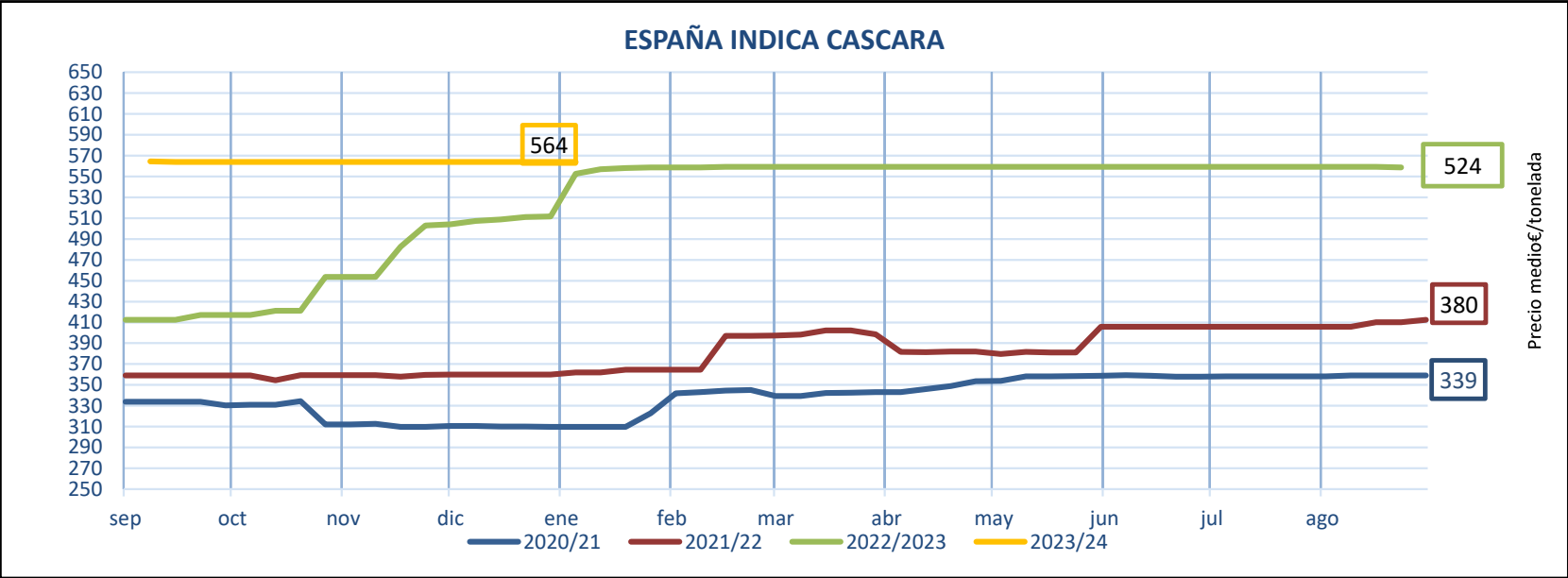
VARIACIONES PORCENTUALES SOBRE LA ÚLTIMA COTIZACIÓN

| | UNIÓN EUROPEA Y ESPAÑA | | | | |
|-----------------------|------------------------|-------------------|-----------------|-----------------|-----------------|
| | ESPAÑA (japónica) | ITALIA (japónica) | ESPAÑA (indica) | ITALIA (indica) | GRECIA (indica) |
| Última cotización €/t | 544 | 576 | 564 | 467 | s/c |
| % s/inicio campaña | ↓ -16 | n/c | n/c | n/c | n/c |
| % s/mes anterior | ↑ +2 | ⇒ +0 | ⇒ +0 | +0 | n/c |
| % s/semana anterior | ⇒ +0 | ⇒ +0 | ⇒ +0 | +0 | n/c |
| % s/año anterior | ↑ +4 | ↓ -25 | ↑ +2 | ↓ -3 | n/c |

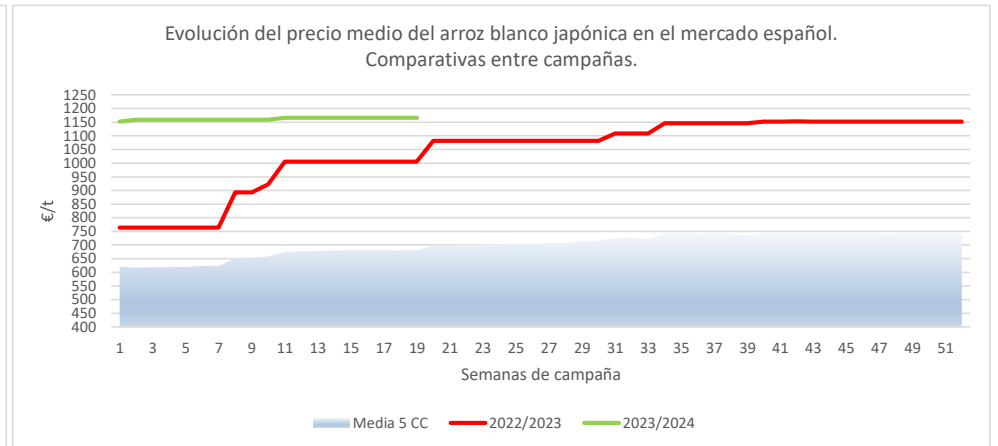
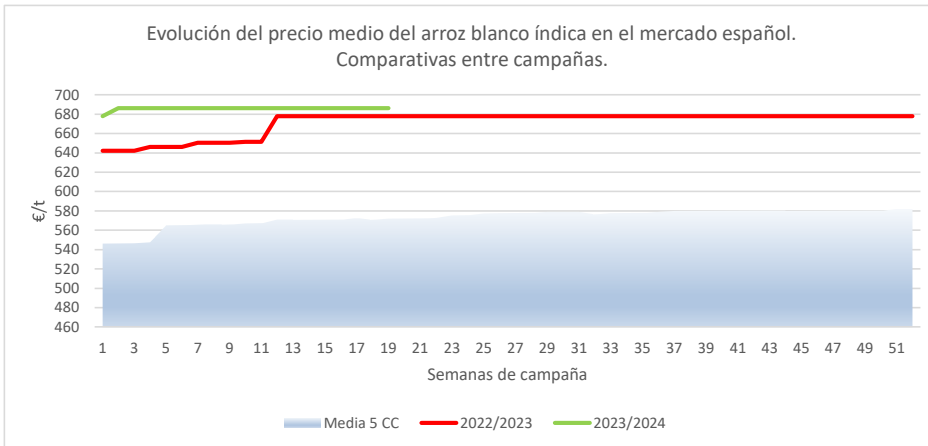
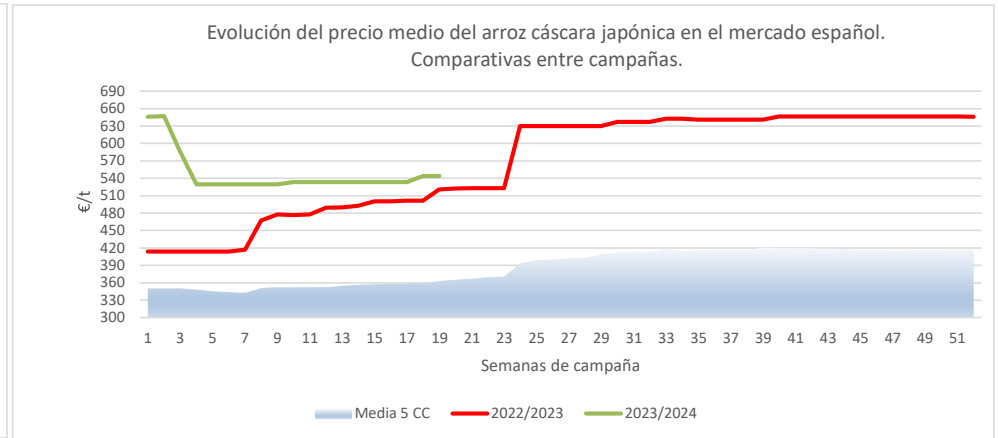
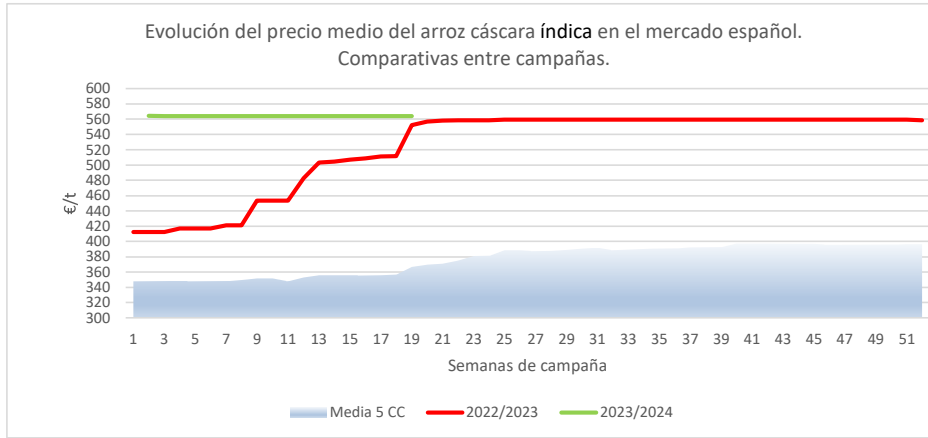
PRECIO MEDIO CAMPAÑA 2023/2024

| | UNIÓN EUROPEA Y ESPAÑA | | | | |
|--------------|------------------------|-------------------|-----------------|-----------------|-----------------|
| | ESPAÑA (japónica) | ITALIA (japónica) | ESPAÑA (indica) | ITALIA (indica) | GRECIA (indica) |
| Media (€/t) | 548 | 535 | 564 | 442 | 360 |
| Máximo (€/t) | 647 | 576 | 565 | 467 | 390 |
| Mínimo (€/t) | 530 | 432 | 564 | 384 | 350 |

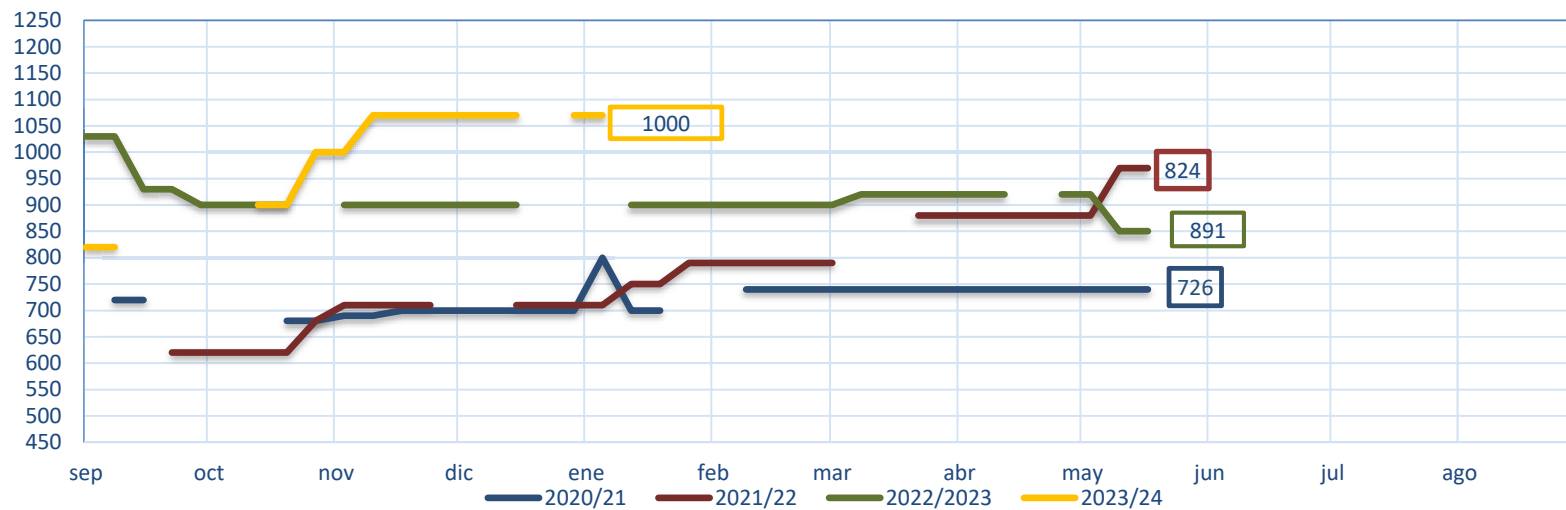




EVOLUCIÓN DEL PRECIO MEDIO DEL ARROZ. COMPARATIVA ENTRE CAMPAÑAS.

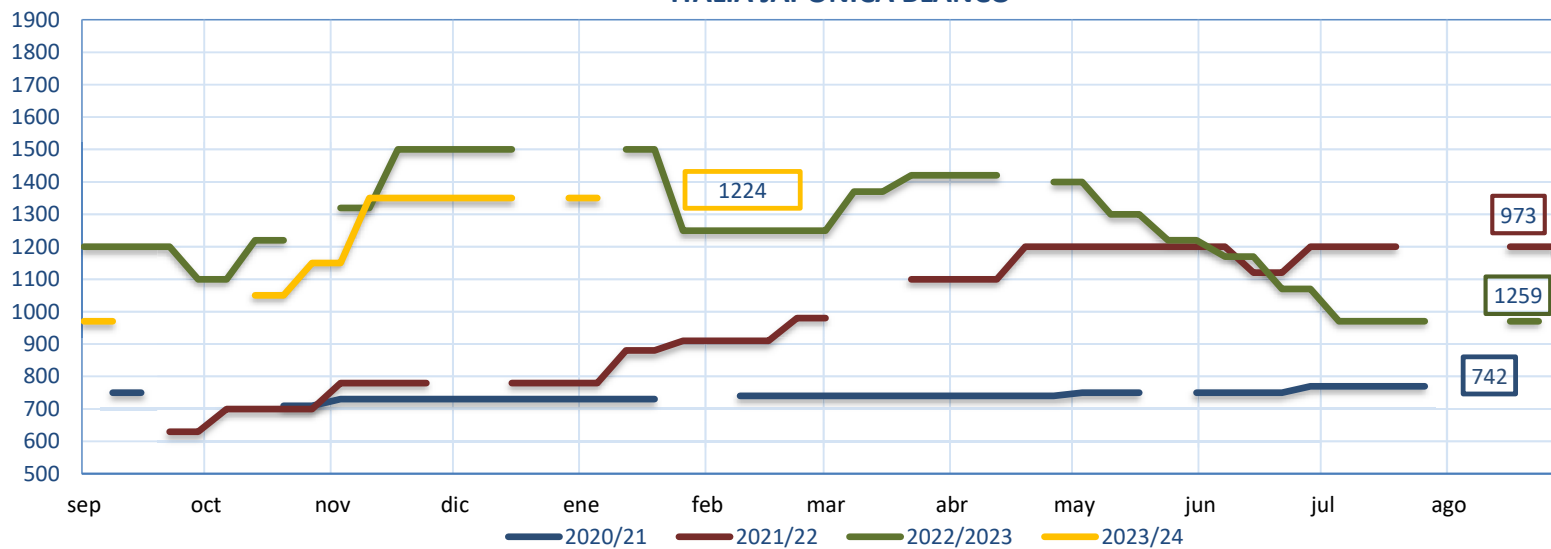


ITALIA INDICA BLANCO



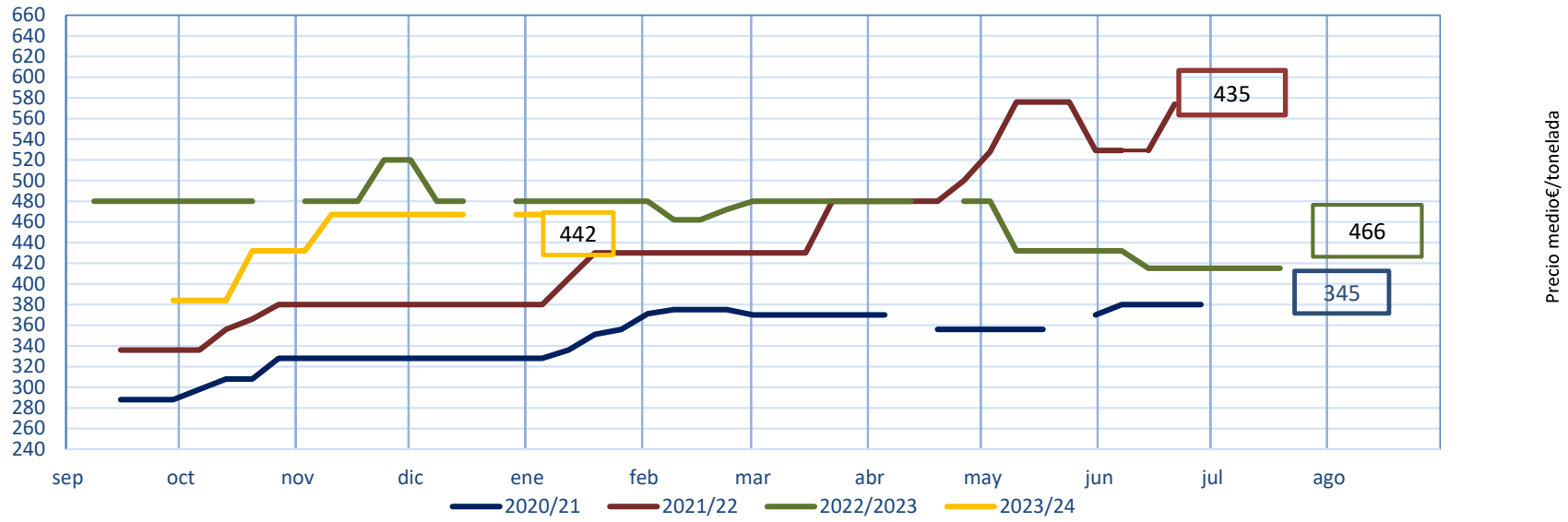
Precio medio €/tonelada

ITALIA JAPONICA BLANCO



Precio medio €/tonelada

ITALIA INDICA CASCARA



ITALIA JAPONICA CASCARA

